


Food Allergy Action Plan



Student's Name: _____ D.O.B: _____ Teacher: _____

ALLERGY TO: _____

Asthmatic Yes* No *Higher risk for severe reaction

◆ STEP 1: TREATMENT ◆

Symptoms:

- If a food allergen has been ingested, but *no symptoms*:
- Mouth Itching, tingling, or swelling of lips, tongue, mouth
- Skin Hives, itchy rash, swelling of the face or extremities
- Gut Nausea, abdominal cramps, vomiting, diarrhea
- Throat† Tightening of throat, hoarseness, hacking cough
- Lung† Shortness of breath, repetitive coughing, wheezing
- Heart† Thready pulse, low blood pressure, fainting, pale, blueness
- Other† _____

▪ If reaction is progressing (several of the above areas affected), give:

The severity of symptoms can quickly change. †Potentially life-threatening.

Give Checked Medication:**

- | | |
|--------------------------------------|--|
| <input type="checkbox"/> Epinephrine | <input type="checkbox"/> Antihistamine |
| <input type="checkbox"/> Epinephrine | <input type="checkbox"/> Antihistamine |
| <input type="checkbox"/> Epinephrine | <input type="checkbox"/> Antihistamine |
| <input type="checkbox"/> Epinephrine | <input type="checkbox"/> Antihistamine |
| <input type="checkbox"/> Epinephrine | <input type="checkbox"/> Antihistamine |
| <input type="checkbox"/> Epinephrine | <input type="checkbox"/> Antihistamine |
| <input type="checkbox"/> Epinephrine | <input type="checkbox"/> Antihistamine |
| <input type="checkbox"/> Epinephrine | <input type="checkbox"/> Antihistamine |

DOSAGE

Epinephrine: inject intramuscularly (circle one) EpiPen® EpiPen® Jr. Twinject™ 0.3 mg Twinject™ 0.15 mg
 (see reverse side for instructions)

Antihistamine: give _____
medication/dose/route

Other: give _____
medication/dose/route

◆ STEP 2: EMERGENCY CALLS ◆

1. Call 911 (or Rescue Squad: _____). State that an allergic reaction has been treated, and additional epinephrine may be needed.

2. Dr. _____ at _____

3. Emergency contacts:

Name/Relationship	Phone Number(s)	
a. _____	1.) _____	2.) _____
b. _____	1.) _____	2.) _____
c. _____	1.) _____	2.) _____

**EVEN IF PARENT/GUARDIAN CANNOT BE REACHED,
 DO NOT HESITATE TO MEDICATE OR TAKE CHILD TO MEDICAL FACILITY!**

Parent/Guardian Signature _____ Date _____

Doctor's Signature _____ Date _____

(Required)

TRAINED STAFF MEMBERS

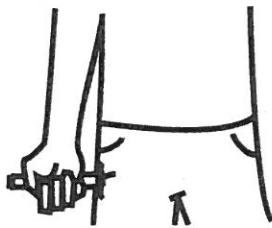
1. _____	Room _____
2. _____	Room _____
3. _____	Room _____

**EpiPen® and EpiPen® Jr.
Directions**

- Pull off gray activation cap.



- Hold black tip near outer thigh (always apply to thigh).



- Swing and jab firmly into outer thigh until Auto-Injector mechanism functions. Hold in place and count to 10. Remove the EpiPen® unit and massage the injection area for 10 seconds.

Twinject™ 0.3 mg and Twinject™ 0.15 mg Directions



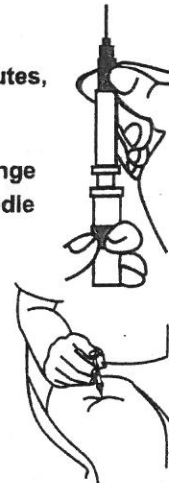
- Pull off green end cap, then red end cap.
- Put gray cap against outer thigh, press down firmly until needle penetrates. Hold for ten seconds, then remove.



SECOND DOSE ADMINISTRATION:

If symptoms don't improve after 10 minutes, administer second dose:

- Unscrew gray cap and remove syringe from barrel by holding blue collar at needle base.
- Slide yellow or orange collar off plunger.
- Put needle into thigh through skin, push plunger down all the way, and remove.



Once EpiPen® or Twinject™ is used, call the Rescue Squad. Take the used unit with you to the Emergency Room. Plan to stay for observation at the Emergency Room for at least 4 hours.

For children with multiple food allergies, consider providing separate Action Plans for different foods.

**Medication checklist adapted from the Authorization of Emergency Treatment form developed by the Mount Sinai School of Medicine. Used with permission.

